

NEW Feature: Flip-Books



NC3 has launched a new feature to help bring great curriculum digitally to each student.

We've been working hard to provide online versions of student curriculum to make issuing certifications easier. This added value feature, Flip-Books, will allow instructors the opportunity to integrate the online curriculum into their certification courses. Students will get the chance to view tailored curriculum on computers, laptops and all mobile devices.

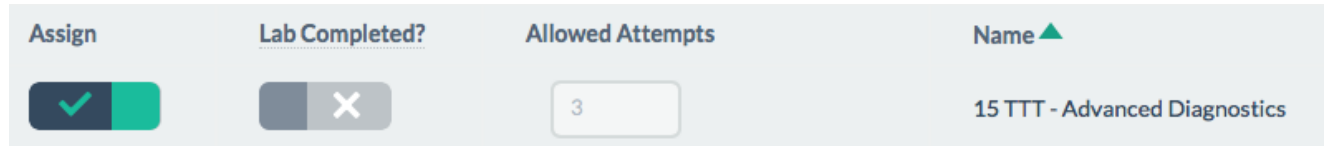
Key Details of New Feature, Flip-Books:

- This feature is available NOW on NC3Certs.com for most of NC3's Certifications including; Multimeter, PMI, Torque, Bahco, Tools at Height, Pro-Cut and more!
- There are now 2 steps for an instructor to grant student access to an exam:
 1. The first "assign" will now grant student access to the electronic Flip-book curriculum
 2. The second "Lab Completed" will then grant access to the exam itself.
- Instructors will now need to verify via a "toggle on" process that the students have preformed the labs and review the student manual before having access to the test. This process is very easy and is similar to assigning an exam to a student.

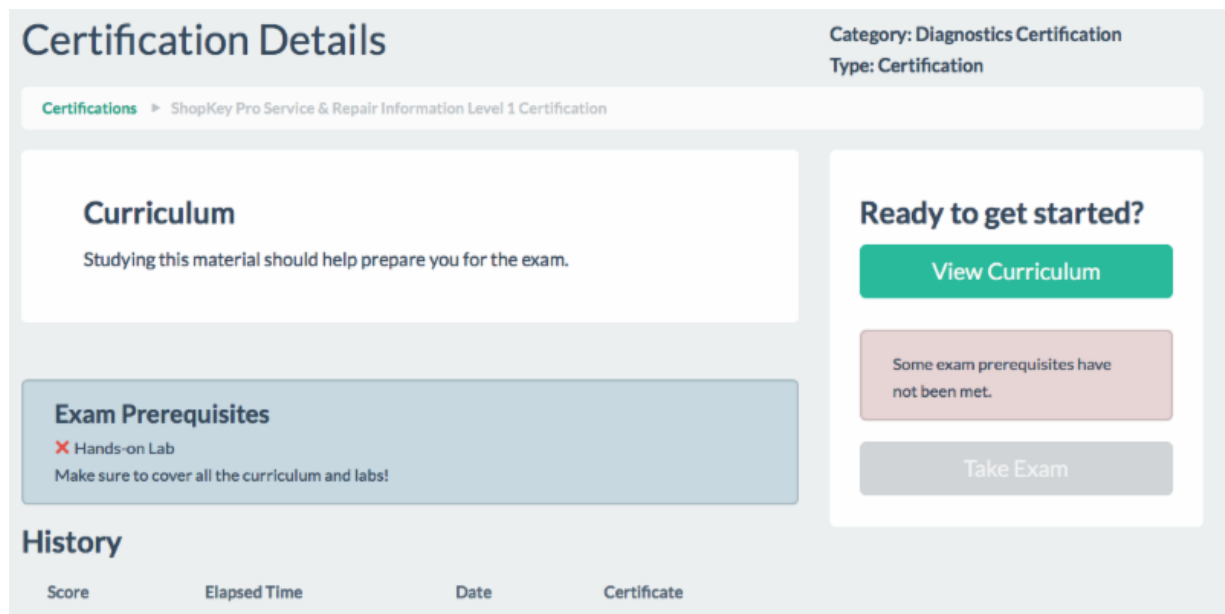
How to use the Flip-Books Feature:

Flip-Books will be available for almost all certifications. At this point many will be actual "books" while other certifications will have a "digitally printed" version of the Instructor PowerPoint. NC3's goal is to continually create and update all certifications into the true "book" format

If a Flip-book is available for a given certification, when you first "Assign" (green check-mark) the exam to your students it will ONLY give students access to the Flipbook.

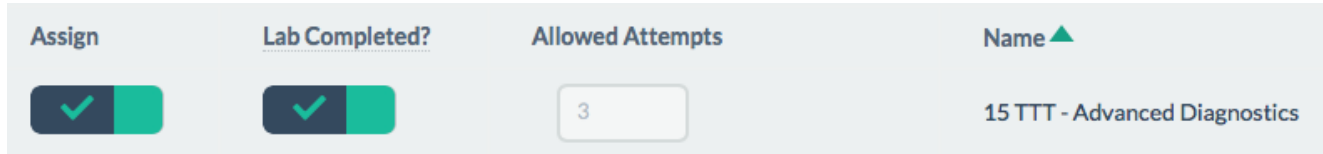


This is what your students will see under the Exam Details page (eyeball icon). Note: In order to see the Flip-book, click the green "View Curriculum" button.



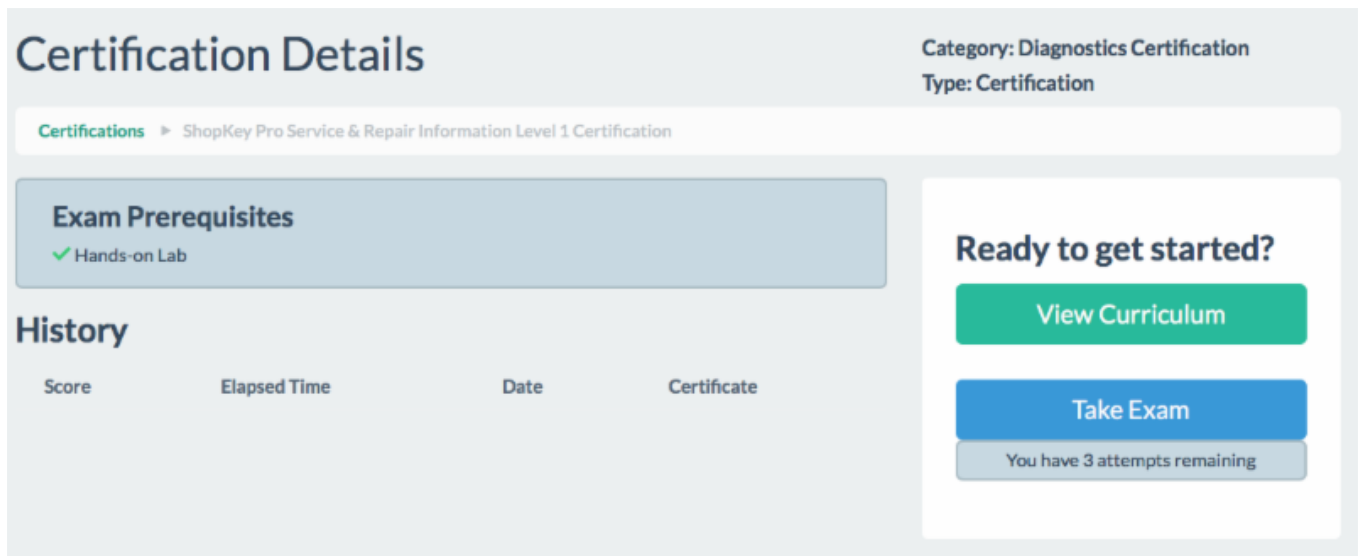
All NC3 certification courses are designed so that students follow along with the instructor while he/she delivers and guides them through the content as a class while using the PowerPoint and complete any required labs or other hands-on activities. The certification courses are instructor led and NOT student self-study modules. Students are NOT allowed any electronic copies of the curriculum materials. Instructors can photocopy the presentation or student manual and hand it out in paper form ONLY. NC3 recommends students use the Flip Book feature built into the exam site to access the curriculum whenever possible

After you have delivered the instructor led PowerPoint and after your students have completed their hands on labs requirements and reviewed their curriculum and PowerPoint presentation then the instructor you can Toggle on the "Lab Completed" (green check mark) button.



The screenshot shows a control panel for a certification. It includes four main sections: 'Assign' with a green checkmark icon, 'Lab Completed?' with a green checkmark icon and a toggle switch, 'Allowed Attempts' with a text input field containing the number '3', and 'Name' with a dropdown arrow and the text '15 TTT - Advanced Diagnostics'.

After toggling on "Lab Completed" for your students, they will then have access to the curriculum **AND test** (note that the blue exam button is now active and not just the green curriculum button). Again, all of this is found under the Exam Details (eyeball icon) from the nc3certs.com Certification tab.



The screenshot displays the 'Certification Details' page. At the top, it shows the category 'Diagnostics Certification' and type 'Certification'. Below this is a breadcrumb trail: 'Certifications > ShopKey Pro Service & Repair Information Level 1 Certification'. The main content area is divided into two columns. The left column has an 'Exam Prerequisites' section with a green checkmark and 'Hands-on Lab', and a 'History' section with a table header: 'Score', 'Elapsed Time', 'Date', and 'Certificate'. The right column has a 'Ready to get started?' section with two buttons: 'View Curriculum' (green) and 'Take Exam' (blue). Below the 'Take Exam' button is a grey box stating 'You have 3 attempts remaining'.

Please notify Alex Brookhouse if you have any questions: Alexb@nc3.net

If a more immediate response is needed please submit a "Help Request" through the nc3certs.com help page (insert link). This will automatically email the entire NC3 team to ensure quicker response.